



# Bitfocus



## Federal Reporting 2026: PIT/HIC

# Agenda

- > Introduction to the PIT/HIC
- > Data Quality – Review & Corrections
- > Helpful Terms
- > PIT/HIC Resources




# Introduction to the PIT/HIC



**Poll time!**

**How familiar are you  
with the PIT/HIC  
reports?**



# What is the Point-in-Time Count and the Housing Inventory Count?

--->Point-in-Time (PIT) Count and Housing Inventory Count (HIC) take place on the same night annually, usually within the last 10 days of January.

--->However, the *unsheltered* PIT count typically takes place in the early hours of the next morning.

--->These reports are submitted to HUD annually as part of the Annual Homeless Assessment Report (AHAR).

--->Single-day snapshot of homelessness in a Continuum of Care (CoC).



**Note:** HUD no longer allows for gender to be reported in the PIT, however Clarity's sheltered PIT report is going to be updated so that gender can continue to be collected to support broader community initiatives and custom analysis.

# Into the Details: What is the PIT?

The Point-in-Time (PIT) count is a count of *sheltered* and unsheltered people experiencing homelessness on a single night.

→ The sheltered count is an annual count of people experiencing homelessness who are *sheltered in Emergency Shelter, Transitional Housing, and Safe Havens* on a single night.

→ Collects demographic info (Age, Race & Ethnicity, Chronic Homelessness, Substance Use, Mental Illness, Domestic Violence, HIV/AIDS)

→ This data is pulled directly from the HMIS and must be collected externally from non-participating programs.

## POINT IN TIME COUNT



*Note: HUD no longer allows for gender to be reported in the PIT, however Clarity's sheltered PIT report is going to be updated so that gender can continue to be collected to support broader community initiatives and custom analysis.*

# Into the Details: What is the PIT?

The Point-in-Time (PIT) count is a count of sheltered and *unsheltered* people experiencing homelessness on a single night.

- > The unsheltered count is typically conducted every other year. **Marin County will have an unsheltered count this year!**
- > Collects demographic info (Age, Race & Ethnicity, Chronic Homelessness, Substance Use, Mental Illness, Domestic Violence, HIV/AIDS)
  - > This data is typically collected through surveys conducted by a network of volunteers who observe unsheltered people in the early hours of the morning after the PIT count.




# The 2026 Point-in-Time Count Date

- The count of *sheltered* households will take place on the **night of 1/27/26**
- The *unsheltered* count will happen early **morning hours of 1/28/26**



**Poll time –  
knowledge check!**

**Which project types  
are included in the  
sheltered PIT report?**



# Into the Details: What is the HIC?

The Housing Inventory Count (HIC) is a point-in-time inventory of programs within a CoC that provide beds and units dedicated to serve people experiencing homelessness, and for permanent housing projects where the client is homeless at entry.

- The HIC also provides information on the number of unduplicated clients sheltered and housed on the night of the PIT count.
- All homeless-dedicated beds must be included, regardless of funding source or whether they use the HMIS.
- This data is pulled directly from the HMIS and must be collected externally from non-participating programs.

## Project Types included on the HIC:

- Emergency Shelter (ES)
- Transitional Housing (TH)
- Safe Haven (not applicable in Marin County)
- Rapid Re-Housing (RRH)
- Permanent Supportive Housing (PSH)
- Other Permanent Housing (OPH)

# Into the Details: What is the HIC?

The Housing Inventory Count (HIC) **includes** the following data for each program:

- Federal funding source
- HMIS participation
- Location (geocode and address)
- Other project details
- Bed/Unit capacity and occupancy
  - Utilization rate based on clients in shelter/housing on the night of the PIT count
  - \*Bed/Unit is broken out by Household Type & by Beds dedicated to special populations (see next slide)

When are clients counted as *served* in Permanent Housing?

|                              |   |
|------------------------------|---|
| <b>Counted as Served</b>     | <b>Enrolled</b> in a PH program (including RRH) <b>and Residing in PH unit on/before</b> PIT Count date.<br><br>(Housing move-in date is on the enrollment screen.) |
| <b>NOT Counted as served</b> | Enrolled in a PH program (including RRH) but <b>NO housing move-in date.</b>  |

# Cont'd - Bed & Unit is Broken Out by:

Household Type:

- Households with Children.
- Households without Children.
- Households with Only Children.

**AND**

By Beds dedicated to special populations:

- Veterans.
- Youth.
- Chronically Homeless.

ADD BED & UNIT INVENTORY INFORMATION

|                      |  |  |
|----------------------|--|--|
| Inventory Start Date | 01/21/2026   |  |
| Inventory End Date   | __/__/__   |  |
| Continuum of Care    | Marin County CoC   |  |
| Household Type       | ✓ Select<br>Households without children<br>Households with at least one adult and one child<br>Households with only children |  |

|                               |                          |
|-------------------------------|--------------------------|
| Continuum of Care             | Marin County CoC         |
| Household Type                | Select                   |
| Chronically Homeless Veterans | <input type="checkbox"/> |
| Youth-Veterans                | <input type="checkbox"/> |
| Any Other Veteran             | <input type="checkbox"/> |
| Chronically Homeless Youth    | <input type="checkbox"/> |
| Any Other Youth               | <input type="checkbox"/> |
| Any Other CH                  | <input type="checkbox"/> |
| Non-Dedicated Beds            | <input type="checkbox"/> |

# Into the Details: What is the HIC?

| Row | Organization Name | Organization ID | VSP | Project Name | Proj ID | Project Type | HMIS | Natural Disaster | Target Pop | Hours |
|-----|-------------------|-----------------|-----|--------------|---------|--------------|------|------------------|------------|-------|
| 1   | Organization 1    | 3               | No  | Project A    | 10      | PSH          | Y    | No               | NA         |       |
| 2   | Organization 2    | 9               | No  | Project B    | 18      | PSH          | Y    | No               | NA         |       |
| 3   | Organization 3    | 9               | No  | Project C    | 19      | PSH          | Y    | No               | NA         |       |
| 4   | Organization 4    | 8               | No  | Project D    | 31      | PSH          | Y    | No               | NA         |       |
| 5   | Organization 5    | 8               | No  | Project E    | 32      | PSH          | Y    | No               | NA         |       |
| 6   | Organization 6    | 8               | No  | Project F    | 33      | PSH          | Y    | No               | NA         |       |
| 7   | Organization 7    | 9               | No  | Project G    | 34      | PSH          | Y    | No               | NA         |       |
| 8   | Organization 8    | 2               | No  | Project H    | 36      | RRH          | Y    | No               | NA         |       |
| 9   | Organization 9    | 6               | No  | Project I    | 45      | ES           | Y    | No               | NA         |       |
| 10  | Organization 10   | 6               | No  | Project J    | 50      | PSH          | Y    | No               | NA         |       |
| 11  | Organization 11   | 6               | No  | Project K    | 51      | PSH          | Y    | No               | NA         |       |
| 12  | Organization 12   | 6               | No  | Project L    | 52      | PSH          | Y    | No               | NA         |       |
| 13  | Organization 13   | 6               | No  | Project M    | 55      | ES           | Y    | No               | NA         |       |
| 14  | Organization 14   | 6               | No  | Project N    | 57      | TH           | Y    | No               | NA         |       |

▼ All Year-Round Beds / Units for Households

With Children: Adult & Child Households (AC)

|      |       |                |                |              |
|------|-------|----------------|----------------|--------------|
| Beds | Units | Beds - Chronic | Beds - Veteran | Beds - Youth |
| 20   | 7     | 0              | 0              | 0            |

Without Children: Adult Only Households (AO)

|      |                |                |              |
|------|----------------|----------------|--------------|
| Beds | Beds - Chronic | Beds - Veteran | Beds - Youth |
| 0    | 0              | 0              | 0            |

Child Only Households (CO)

|      |                |
|------|----------------|
| Beds | Beds - Chronic |
| 0    | 0              |

> Seasonal Beds

> Overflow Beds

Ⓜ PIT Count

Notes

# Into the Details: What's the difference between the PIT and the HIC?

## POINT-IN-TIME COUNT (PIT)

Only includes Emergency Shelter, Transitional Housing, and Safe Haven project types

Number of households and clients served the night of the PIT

Number of children, adults aged 18-24, adults over 24

Includes Demographic Info: Race, Ethnicity, Gender, Chronic Homelessness, Substance Use, Mental Illness, Domestic Violence, HIV/AIDS

Info is broken out by Household type, Veterans, and Unaccompanied / Parenting Youth

Includes an unsheltered count of people experiencing homelessness (typically every other year) that takes place in the early hours of the next morning

## HOUSING INVENTORY COUNT (HIC)

Includes all shelter and housing types. The following information is collected per program:

Bed and unit capacity

Number of households and clients served on the night of the PIT count\* (no demographic information)

Federal funding source

HMIS participation

Location (geocode and address)

Information broken out by household type and dedicated beds (chronic, veteran, youth)

Utilization rate based on clients in shelter/housing on the night of the PIT count

*\*For Permanent Housing project types, clients are only counted if they are enrolled AND have a housing move-in date before or by the PIT count date*

Data is pulled directly from the HMIS and must be collected externally from non-participating programs


Required by HUD as part of the AHAR

Single-day snapshot of homelessness: Same start date and reporting date

Provides critical information, locally and nationally, about demographics and trends of people experiencing homelessness


**Poll time –  
knowledge check!**

**Which report collects  
demographic  
information on  
clients who are  
counted (ex: age,  
race & ethnicity)?**



**Poll time –  
knowledge check!**

**When are clients  
counted as being  
“served” in  
Permanent Housing  
project types on the  
HIC?**



# Data Quality

Review and Corrections



# Data Quality

Review relevant data:

--->Demographic data

--->Enrollment/Exit data

--->Project Descriptor data – Review  
Bed and Unit Inventories and  
Project Types

--->Notify Alexis & Jennifer if the  
program inventory has  
increased or decreased.



# Data Review/Corrections

Ensure all clients served in shelter and housing projects on **1/27/2026** are accurately represented in the HMIS. Review the following **Demographic Data on the Client Profile**:

→ **Date of Birth**

→ Even approximate dates of birth ensure that adults and children are categorized correctly.

→ **Race & Ethnicity**

→ **Veteran Status**

# Data Review/Corrections

Ensure all clients served in shelter and housing projects on **1/27/2026** are accurately represented in the HMIS. Review the following **Enrollment Data**:

## → Head of Household

## → Move-in Dates

→ For Housing programs, it is critical that clients have an accurate move-in date on their program enrollment to show if they were in housing on the date of the PIT count.

## → Chronically Homeless\*

→ This determination is based on answers to the set of Prior Living Situation questions answered at enrollment. Even one missing answer will result in a client not being counted in this category.

## → Disability

→ HUD is particularly interested in counts of those who have mental illnesses, substance use disorders, HIV/AIDS, and those who are survivors of domestic violence.

→ Disability in combination with Prior Living Situation is what determines chronic homelessness, and that data quality issues or missing data for disabling condition will also lead to client not being counted as \*chronically homeless.

## → Total Counts of People Enrolled

→ Do your counts seem too low or too high?

# Special Consideration: Overlapping Enrollments


The PIT and HIC reports are *unduplicated* counts of clients experiencing homelessness on the PIT Count date. Overlapping enrollments between shelter and housing programs will **not** be accepted on the PIT and HIC reports.

→ In the case of overlapping enrollments between ES, TH, and PH programs on the PIT count date, *the client will be counted in the program with most recent program enrollment date.*



## **Poll time – knowledge check!**

**Which program is a client counted in on the PIT and HIC reports if their housing move-in date overlaps with another shelter or housing program on the PIT Count date?**



# Helpful Clarity Reports Found in the Report Library to Assist with Data Review

---> [\[HUDX-225\] HMIS Data Quality Report](#) to review data quality

---> [\[GNRL-220\] Program Details Report](#) to review all client-level data


---> [\[GNRL-106\] Program Roster](#) to review enrollment, exit, and housing move-in dates

---> [\[HSNG-108\] Housing Census](#) to review bed nights and maximum bed occupancy (from the bed & unit inventory configured for the program)

# What you can expect from us

- Communication from Alexis & Jennifer for any required data clean-up and/or questions.
- Template for non-HMIS participating projects that don't collect data in the HMIS.
- 1:1 Technical Assistance through the Help Desk via chat, email, phone, or Zoom.
  - They will escalate your request/need to us if they are unable to support you.





# Helpful Terms

# Helpful Terms

## Household Type

→ Households without children

→ Households with at least one adult and one child

→ Households with only children



# Helpful Terms

## Emergency Shelter Bed Type and Availability

- > Facility-based beds – residential beds (i.e. congregate shelters)
- > Voucher beds – hotel/motel beds
- > Year Round
- > Seasonal – planned (e.g. winter shelters open every night during the winter season)
- > Overflow – ad hoc/temporary (e.g., inclement weather shelters only activated for extreme weather)



# Helpful Terms

## Dedicated Bed Inventory

### Veteran beds

- Chronically Homeless (CH) Veterans
- CH Youth Veterans (18-24 y/o)
- Any other Veteran

### Youth beds

- Chronically Homeless (CH) Youth (18-24 y/o)
- Any Other Youth

### Chronically Homeless

- Any Other Chronically Homeless (CH) beds
- If the beds are *not* dedicated to any of these special populations, they are simply non-dedicated beds

# PIT/HIC Resources

- > [Marin County HMIS Newsletter  
December 2025 \(Bitfocus\)](#)
- > [2024 HIC and PIT Data Collection Notice  
\(HUD\)](#)
- > [PIT and HIC Guides, Tools, and Webinars  
\(HUD\)](#)





# Questions?