



Bitfocus



Federal Reporting 2025: PIT/HIC

Agenda

- > Introduction to the PIT/HIC
- > Data Quality – Review & Corrections
- > Helpful Terms
- > PIT/HIC Resources




Introduction to the PIT/HIC



Poll time!

**How familiar are you with
the PIT/HIC reports?**



What is the Point-in-Time Count and the Housing Inventory Count?

---> Point-in-Time (PIT) Count and Housing Inventory Count (HIC) take place on the same night annually, usually within the last 10 days of January.

---> However, the *unsheltered* PIT count typically takes place in the early hours of the next morning.

---> These reports are submitted to HUD annually as part of the Annual Homeless Assessment Report (AHAR).

---> Single-day snapshot of homelessness in a Continuum of Care (CoC).

Let's Make Everyone Count



Into the Details: What is the PIT?

The Point-in-Time (PIT) count is a count of **sheltered** and unsheltered people experiencing homelessness on a single night.

→ The sheltered count is an annual count of people experiencing homelessness who are **sheltered in Emergency Shelter, Transitional Housing, and Safe Havens** on a single night.

→ Collects demographic info (Age, Race & Ethnicity, Gender, Chronic Homelessness, Substance Use, Mental Illness, Domestic Violence, HIV/AIDS)

→ This data is pulled directly from the HMIS and must be collected externally from non-participating programs.



Into the Details: What is the PIT?

The Point-in-Time (PIT) count is a count of sheltered and **unsheltered** people experiencing homelessness on a single night.

- The unsheltered count is typically conducted every other year. **No unsheltered count this year in Marin County!**
- Collects demographic info (Age, Race & Ethnicity, Gender, Chronic Homelessness, Substance Use, Mental Illness, Domestic Violence, HIV/AIDS)
 - This data is typically collected through surveys conducted by a network of volunteers who observe unsheltered people in the early hours of the morning after the PIT count.




The 2025 Point-in-Time Count Date is 1/27/25. The count of *sheltered* households will take place on this night.



**Poll time – knowledge
check!**

**Which project types are
included in the **sheltered**
PIT report?**



Into the Details: What is the HIC?

The Housing Inventory Count (HIC) is a point-in-time inventory of programs within a CoC that provide beds and units dedicated to serve people experiencing homelessness, and for permanent housing projects where the client is homeless at entry.

- The HIC also provides information on the number of unduplicated clients sheltered and housed on the night of the PIT count.
- All homeless-dedicated beds must be included, regardless of funding source or whether they use the HMIS.
- This data is pulled directly from the HMIS and must be collected externally from non-participating programs.

Project Types included on the HIC:

- Emergency Shelter (ES)
- Transitional Housing (TH)
- Safe Haven (not applicable in Marin County)
- Rapid Re-Housing (RRH)
- Permanent Supportive Housing (PSH)
- Other Permanent Housing (OPH)

Into the Details: What is the HIC?

The Housing Inventory Count (HIC) includes the following data for each program:

- Bed/unit capacity and occupancy
 - Utilization rate based on clients in shelter/housing on the night of the PIT count
- Federal funding source
- HMIS participation
- Location (geocode and address)
- Other project details

Information is broken out by Household Type –
Households with Children, Households without Children, Households with Only Children.

And beds dedicated to special populations –
Veterans, Youth, Chronically Homeless.

Into the Details: What is the HIC?

Row #	Year	Proj. Type	Organization Name ▲	HMIS Org ID	Project Name	HMIS Proj ID	Geo Code	Inventory Type	Bed Type	Target Pop.	Veteran Beds HH w/ Children	Youth Beds HH w/ Children	CH Beds HH w/ Children	Veteran Beds HH w/o Children	Youth Beds HH w/o Children	CH Beds HH w/o Children	CH Beds HH w/ only Children	Year-Round Beds	Total Seasonal Beds	Overflow Beds	PIT Count	Total Beds	Utilization Rate		
603443	2023	RRH						C		NA	0	5		0	0			27			27	27	100%		
621708	2023	RRH						C		NA	0	0		0	0			0			0	0			
603421	2023	PSH						C		NA				0	0	10		10			7	10	70%		
622317	2023	RRH						C		NA				0	0			2			2	2	100%		
603440	2023	ES						C	Facility-based beds	DV	0	0		0	0			8	0	0	3	8	38%		
622318	2023	RRH						C		DV	0	0		0	0			14			31	14	221%		
603429	2023	TH						C		DV	0	0						26			36	26	138%		
603431	2023	TH						C		DV	0	0						24			35	24	146%		
622319	2023	RRH						C		NA	0	0		0	1			61			61	61	100%		
603428	2023	TH						C		NA	0	0		0	0			12			8	12	67%		
603419	2023	PSH						C		NA	0	0	0	0	0	20	0	26			25	26	96%		
622311	2023	PSH						C		NA				0	0	0		18			17	18	94%		
603438	2023	ES						C	Facility-based beds	NA	0	0													
603450	2023	PSH						C		NA	0	0	33	0											
603433	2023	PSH						C		NA	0	0	0	0											
603418	2023	PSH						C		NA	0	0	0	0											
603441	2023	PSH						C		NA				0											
622315	2023	PSH						C		NA				0											
603423	2023	ES						C	Facility-based beds	NA	0	0		0											
603455	2023	OPH						C		NA	0	0		0											
											Sum : 2	Sum : 5	Sum : 70	Sum : 84											

Change page: 1 2 3

Change page: 1 Go Page size: 20 Change

... with Children

Beds

Units

0

0

Veterans Beds

Youth Beds

Chronic Beds

0

0

0

... without Children

Beds

26

Veterans Beds

Youth Beds

Chronic Beds

0

0

20

... with only Children < 18

Beds

0

Chronic Beds

0

Notes

Into the Details: What's the difference between the PIT and the HIC?

POINT-IN-TIME COUNT (PIT)

Only includes Emergency Shelter, Transitional Housing, and Safe Haven project types

Number of households and clients served the night of the PIT

Number of children, adults aged 18-24, adults over 24

Includes Demographic Info: Race, Ethnicity, Gender, Chronic Homelessness, Substance Use, Mental Illness, Domestic Violence, HIV/AIDS

Info is broken out by Household type, Veterans, and Unaccompanied / Parenting Youth

Includes an unsheltered count of people experiencing homelessness (typically every other year) that takes place in the early hours of the next morning

HOUSING INVENTORY COUNT (HIC)

Includes all shelter and housing types. The following information is collected per program:

Bed and unit capacity

Number of households and clients served on the night of the PIT count*
(no demographic information)

Federal funding source

HMIS participation

Location (geocode and address)

Information broken out by household type and dedicated beds (chronic, veteran, youth)

Utilization rate based on clients in shelter/housing on the night of the PIT count

**For Permanent Housing project types, clients are only counted if they are enrolled AND have a housing move-in date before or by the PIT count date*

Data is pulled directly from the HMIS and must be collected externally from non-participating programs


Required by HUD as part of the AHAR

Single-day snapshot of homelessness: Same start date and reporting date

Provides critical information, locally and nationally, about demographics and trends of people experiencing homelessness


Poll time – knowledge check!

Which report collects demographic information on clients who are counted (ex: age, race & ethnicity)?



Poll time – knowledge check!

When are clients counted as being “served” in Permanent Housing project types on the HIC?



Data Quality

Review and Corrections



Data Quality

Review relevant data:

--->Demographic data

--->Enrollment/Exit data

--->Project Descriptor data – Review
Bed and Unit Inventories and
Project Types

--->Notify Alexis & Jennifer if the
program inventory has
increased or decreased.



Data Review/Corrections

Ensure all clients served in shelter and housing projects on **1/27/2025** are accurately represented in the HMIS. Review the following data:

→ Demographic Data on the Client Profile

→ Date of Birth

→ Even approximate dates of birth ensure that adults and children are categorized correctly.

→ Gender

→ Race & Ethnicity

→ Veteran Status

→ Enrollment Data

→ Head of Household

→ Move-in Dates

→ For Housing programs, it is critical that clients have an accurate move-in date on their program enrollment to show if they were in housing on the date of the PIT count.

→ Bed nights (attendance services) entered

→ For Night-by-Night shelters, it's critical that clients have bed night services entered for the count period.

→ Chronically Homeless

→ This determination is based on answers to the set of Prior Living Situation questions answered at enrollment. Even one missing answer will result in a client not being counted in this category.

→ Disability

→ HUD is particularly interested in counts of those who have mental illnesses, substance use disorders, HIV/AIDS, and those who are survivors of domestic violence.

→ Total counts of people enrolled

→ Do your counts seem too low or too high?

Special Consideration: Overlapping Enrollments


The PIT and HIC reports are *unduplicated* counts of clients experiencing homelessness on the PIT Count date. Overlapping enrollments between shelter and housing programs will **not** be accepted on the PIT and HIC reports.

→ In the case of overlapping enrollments between ES, TH, and PH programs on the PIT count date, *the client will be counted in the program with most recent program enrollment date.*



Poll time – knowledge check!

Which program is a client counted in on the PIT and HIC reports if their housing move-in date overlaps with another shelter or housing program on the PIT Count date?



Helpful Clarity Reports Found in the Report Library to Assist with Data Review

---> [\[HUDX-225\] HMIS Data Quality Report](#) to review data quality


---> [\[GNRL-220\] Program Details Report](#) to review all client-level data

---> [\[GNRL-106\] Program Roster](#) to review enrollment, exit, and housing move-in dates

---> [\[HSNG-108\] Housing Census](#) to review bed nights and maximum bed occupancy (from the bed & unit inventory configured for the program)

[illegible]

- [illegible]



Helpful Terms

Helpful Terms

Household Type

- Households without children
- Households with at least one adult and one child
- Households with only children



Helpful Terms

Household Type

- > Households without children
- > Households with at least one adult and one child
- > Households with only children

Emergency Shelter Bed Type and Availability

- > Facility-based beds – residential beds (i.e. congregate shelters)
- > Voucher beds – hotel/motel beds
- > Year Round
- > Seasonal – planned (e.g. winter shelters open every night during the winter season)
- > Overflow – ad hoc/temporary (e.g., inclement weather shelters only activated for extreme weather)



Helpful Terms

Household Type

- > Households without children
- > Households with at least one adult and one child
- > Households with only children

Emergency Shelter Bed Type and Availability

- > Facility-based beds – residential beds (i.e. congregate shelters)
- > Voucher beds – hotel/motel beds
- > Year Round
- > Seasonal – planned (e.g. winter shelters open every night during the winter season)
- > Overflow – ad hoc/temporary (e.g., inclement weather shelters only activated for extreme weather)

Dedicated Bed Inventory

- > Veteran beds
 - > Chronically Homeless (CH) Veterans
 - > CH Youth Veterans (18-24 y/o)
 - > Any other Veteran
- > Youth beds
 - > Chronically Homeless (CH) Youth (18-24 y/o)
 - > Any Other Youth
- > Chronically Homeless
 - > Any Other Chronically Homeless (CH) beds
- > If the beds are *not* dedicated to any of these special populations, they are simply non-dedicated beds

PIT/HIC Resources

- > [Marin County HMIS Newsletter
December 2024 \(Bitfocus\)](#)
- > [2024 HIC and PIT Data Collection Notice
\(HUD\)](#)
- > [PIT and HIC Guides, Tools, and Webinars
\(HUD\)](#)





Questions?